

Super-Journal Week 1:3

Every night, you should be reading at least 30 minutes of whatever book you have checked out from your assigned reading list. Tape or glue (but do not staple) this sheet into your Super-Journal on the left-side page. Fill in the table below *every day* by recording the required data.

Day	Title	Start Pg.	End Pg.	Parent Sign.
Monday				
Tuesday				
Wednesday				
Thursday				
Friday				
Saturday				
Sunday				

On the right-side page of your Super-Journal, answer two of the questions below throughout the week. Be sure that the questions you choose to answer go with the appropriate type of book (Fiction or Nonfiction). The Super-Journal is due on the first day after the weekend (usually Monday). To earn credit for your journal entry, you *must* respond in at least five complete sentences per response and use **specific evidence from the text to support your claim** based on what you've read this week.

FICTION

1. What conflict or problem did you find in your reading?
2. Summarize what has happened so far in the story.
3. How did the characters solve the problem?

NONFICTION

4. What is the big idea the author has communicated in the text so far?
5. Write a summary of what you learned from the text this week.

RL.1.2/RI.1.2

Super-Journal Week 1:3

Every night, you should be reading at least 30 minutes of whatever book you have checked out from your assigned reading list. Tape or glue (but do not staple) this sheet into your Super-Journal on the left-side page. Fill in the table below *every day* by recording the required data.

Day	Title	Start Pg.	End Pg.	Parent Sign.
Monday				
Tuesday				
Wednesday				
Thursday				
Friday				
Saturday				
Sunday				

On the right-side page of your Super-Journal, answer two of the questions below throughout the week. Be sure that the questions you choose to answer go with the appropriate type of book (Fiction or Nonfiction). The Super-Journal is due on the first day after the weekend (usually Monday). To earn credit for your journal entry, you *must* respond in at least five complete sentences per response and use **specific evidence from the text to support your claim** based on what you've read this week.

FICTION

1. What conflict or problem did you find in your reading?
2. Summarize what has happened so far in the story.
3. How did the characters solve the problem?

NONFICTION

4. What is the big idea the author has communicated in the text so far?
5. Write a summary of what you learned from the text this week.

RL.1.2/RI.1.2

Fish in a Tree Ch. 13-16 questions

1. Why might Shay be trying to bring Albert down?
*What type of person is Keisha in interjecting? *Who should we aspire to be like? *What would you call the moment when Ally tries to give Keisha her flowers?
2. Why did Mr. Daniels do the "guess what's in the box" activity with the class? What kind of skills does it promote?
3. What makes Oliver unique? What positive qualities can you attribute to him? What do you think Mr. Daniels supposes about Ally and her trouble with reading and writing?
4. Is what Ally did with her arm wrong or justifiable (understandable)?
5. Why were Ally and Keisha the only two girls in the holiday concert that did not have flowers?
6. What did Keisha give to Ally and why?

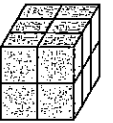
Fish in a Tree Chapters 16-18 questions

1. How does Ally, Keisha and Albert respond differently to being bullied? How do or would you respond?
2. What would be the pros and cons of retreating to a planet without any other forms of life?
3. Albert says, "Something is not a misfit simply because it has a different name". Ally thinks that "people act like the words 'slow reader' tell them everything that's inside". Do you agree that there is more to someone or something than its label?
4. Why does Albert wear the Flint shirt every day?
5. Ally shares a story about Shat holding a grudge. Do you do this or are you able to forgive and forget?

Understanding Volume

Name: _____

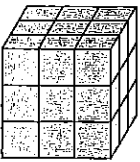
- 1** Write an addition equation to find the volume of the prism.



Write a multiplication equation to find the volume of the prism.

The volume is _____ cubic units.


- 2** Write an addition equation to find the volume of the prism.



Write a multiplication equation to find the volume of the prism.

The volume is _____ cubic units.

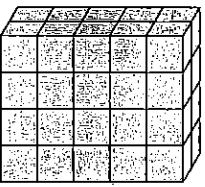
- 3** Write an addition equation to find the volume of the prism.



Write a multiplication equation to find the volume of the prism.

The volume is _____ cubic units.

- 4** Write an addition equation to find the volume of the prism.



Write a multiplication equation to find the volume of the prism.

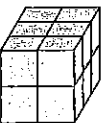
The volume is _____ cubic units.

- 5** Which method do you like best? Explain why.

Understanding of Volume

Name: _____

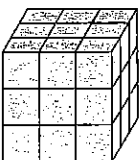
- 1** Write an addition equation to find the volume of the prism.



Write a multiplication equation to find the volume of the prism.

The volume is _____ cubic units.


- 2** Write an addition equation to find the volume of the prism.



Write a multiplication equation to find the volume of the prism.

The volume is _____ cubic units.


- 3** Write an addition equation to find the volume of the prism.



Write a multiplication equation to find the volume of the prism.

The volume is _____ cubic units.

- 4** Write an addition equation to find the volume of the prism.



Write a multiplication equation to find the volume of the prism.


The volume is _____ cubic units.

- 5** Which method do you like best? Explain why.



Name _____

Date _____




1. Label the Sun and each planet in our solar system.
2. Draw a line where the asteroid belt is located, and label it.
3. Draw a line where the Kuiper Belt is located, and label it.
4. Add the dwarf planet Pluto, and label it.
5. Circle the gas giants.
6. Draw a square around the inner planets.
7. Pick one planet and write a paragraph summarizing what you know about it. Include at least five facts about the planet.



Name _____

Date _____



1. Label the Sun and each planet in our solar system.
2. Draw a line where the asteroid belt is located, and label it.
3. Draw a line where the Kuiper Belt is located, and label it.
4. Add the dwarf planet Pluto, and label it.
5. Circle the gas giants.
6. Draw a square around the inner planets.
7. Pick one planet and write a paragraph summarizing what you know about it. Include at least five facts about the planet.


Name : _____

Score : _____

Counting Cubes - Rectangular Prism

ES2

Count the cubes and find the volume of each rectangular prism.

 = 1 cm³

1)



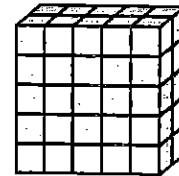
Volume = _____

2)




Volume = _____

3)



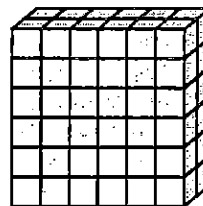
Volume = _____

4)



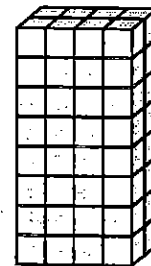
Volume = _____

5)



Volume = _____

6)



Volume = _____

7)



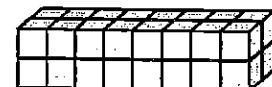
Volume = _____

8)



Volume = _____

9)



Volume = _____



History Standard: Understands the economic boom and social transformation of post-World War II United States
Benchmark: Understands the impact of postwar scientific research on contemporary society

Visiting the Moon

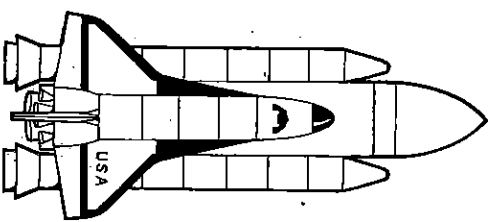
During his term in office, President Kennedy gave full funding to NASA, the space agency. He did this because he wanted to see Americans land on the moon. In July 1969 three men fulfilled Kennedy's dream during the Apollo 11 mission. Thousands of people had worked for years in order to send them to the moon. There had been 10 prior Apollo missions. One had failed, but the others were successful. Finally it was time to try a moon landing.

Their spacecraft took off from NASA in Houston, Texas. A Saturn 5 rocket carried the astronauts and their spacecraft into orbit. They blasted through space at speeds as fast as 25,000 miles per hour (40,234 kph). Even at that incredible speed, it took four days to reach the moon. The men had a special craft designed only for landing on the moon. This lunar module was called the *Eagle*.

After the *Eagle* landed, Neil Armstrong stepped out onto the moon. People all over the world watched on their television sets as he said, "That's one small step for man, one giant leap for mankind." Buzz Aldrin followed Armstrong onto the moon's surface, but Michael Collins stayed circling the moon in the main spacecraft. He had to make sure that something happened to the spacecraft that would take them home.

The astronauts moved around on the moon, gathering rocks and taking photographs. They did many experiments on the moon. Before they left, they planted an American flag in the ground in the place where they landed. Next to it they put a plaque that read, "We came in peace for all mankind." The flag and the plaque are still there.

Some people think that moon travel may become common. They want to build hotels on the moon and have people go on lunar vacations! If that happens, people will visit the site of the first moon landing. They will stand where Neil Armstrong made history.



Visiting the Moon

Comprehension Questions

- Where did the astronauts put a U.S. flag?
 - A on the lunar buggy
 - B on the moon
 - C on the Saturn 5 rocket
 - D on their spacecraft
- On a historical time line, what happened first?
 - A Astronauts went in the space shuttle.
 - B Neil Armstrong walked on the moon.
 - C The Apollo 13 had an emergency.
 - D President Kennedy gave full funding to NASA.
- Neil Armstrong stepping onto the moon is most like
 - A Isaac Newton naming the laws of motion.
 - B Christopher Columbus discovering North America.
 - C Roald Amundsen reaching the South Pole before anyone else.
 - D Gutenberg inventing the printing press.
- The word *lunar* means
 - A "of the moon."
 - B "of the sun."
 - C "of an astronaut."
 - D "of an eagle."
- What did Armstrong mean by, "...one giant leap for mankind"?
 - A that it was a really big step down from the spacecraft.
 - B that it was a moment of major progress for a human to step onto the moon
 - C that only men should go to the moon
 - D that he could do big leaps on the moon because of its low gravity
- Picture standing on the surface of the moon. The most colorful thing you see is
 - A the rocks.
 - B the plants.
 - C the sunset.
 - D the American flag.
- Would you like to vacation on the moon? Explain.

Mysterious Sunspots

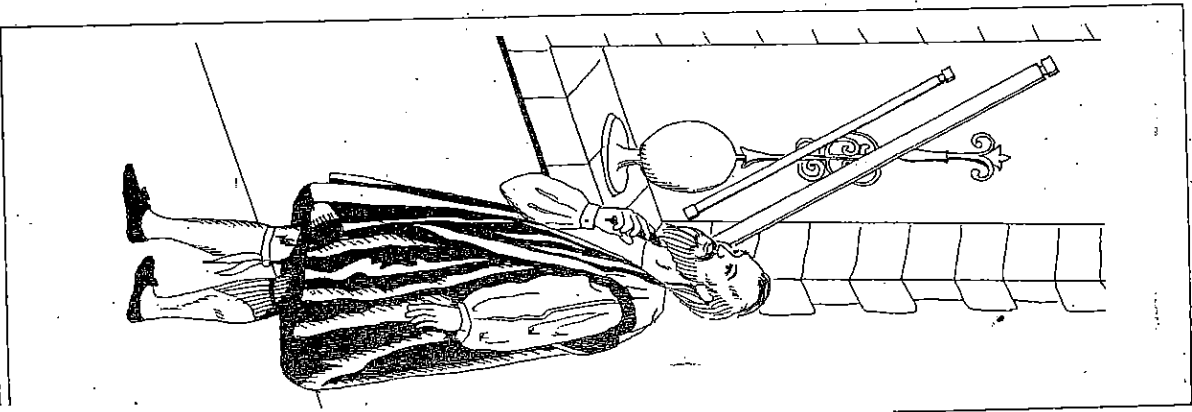
In 1610, a man named Galileo invented the telescope so he could see the stars. But one day he looked through his telescope at the sun and saw something that surprised him. The sun was not a smooth yellow ball. Instead, Galileo saw large black spots on the sun. He never could explain what they were, although he watched them often. And sunspots are almost as much a mystery now as in Galileo's time.

Astronomers, people who study stars and planets, think that sunspots are huge storms on the sun. But the storms are not made up of clouds and rain. They are whirlwinds of hot gases and electrical particles. They shoot up from the sun for thousands of miles, then sink back again. As the gases shoot out from the sun, they cool off and do not glow, so they look black against the bright sun.

Even though they are millions of miles away, sunspots affect the earth. The Aurora Borealis, or Northern Lights, which are waves of light that flicker across the night sky, are brighter when there are many sunspots. The Aurora can always be seen around the North Pole, but during sunspot activity, even people in the United States can see the Aurora. Sunspots can change the weather, too. By increasing the amount of ozone in the air, the thicker ozone blanket keeps out the sunlight, so the weather becomes cooler. Finally, because sunspots are electrical, they can interfere with radio signals, causing static and crackling that makes a radio hard to hear.

Astronomers are very curious about sunspots. And maybe one day they will solve the mystery of why sunspots happen.

Think About It
Would you like to study the stars and planets? Why or why not?



Mysterious Sunspots

Main Idea
This story tells about the Aurora Borealis, or Northern Lights, which are waves of light that flicker across the night sky, are brighter when there are many sunspots.



Sequencing
Number the events below in the order that they happened.
Galileo invented the telescope.
Astronomers studied the sunspots.
They decided that sunspots were huge storms on the sun.
Galileo saw large black spots on the sun.

Reading for Details
Use the clues to answer these questions.
What are sunspots? (paragraph 2) _____

Where are sunspots located? (paragraph 2) _____

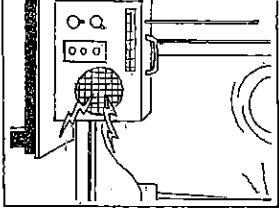
Why do sunspots look black to us? (paragraph 2) _____

What changes are caused by sunspots? (paragraph 3) _____

Who studies sunspots? (paragraph 2) _____

Reading for Understanding
4. Circle Yes or No.

- | | | |
|---|-----|----|
| Sunspots affect the earth. | Yes | No |
| The Aurora Borealis is dreary when there are many sunspots. | Yes | No |
| The ozone layer becomes thinner when there are many sunspots. | Yes | No |
| Sunspots interfere with radio signals and make it hard to hear. | Yes | No |



Name : _____

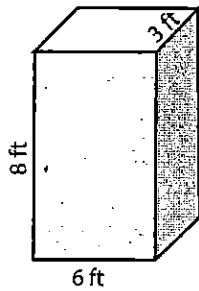
Score : _____

Volume - Rectangular Prism

ES1

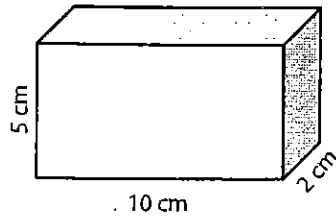
Find the volume of each rectangular prism.

1)



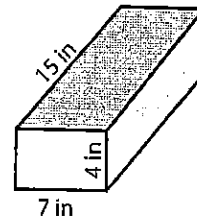
Volume = _____

2)



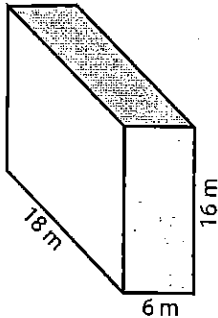
Volume = _____

3)



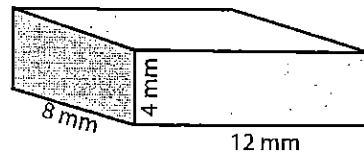
Volume = _____

4)



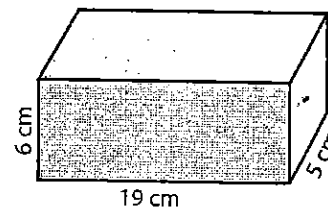
Volume = _____

5)



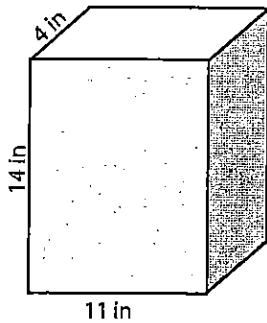
Volume = _____

6)



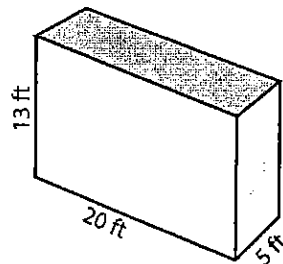
Volume = _____

7)



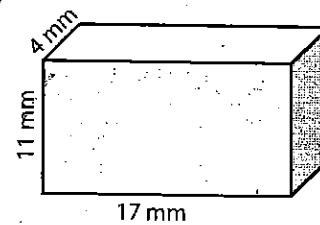
Volume = _____

8)



Volume = _____

9)




Volume = _____


10) A bath tub in the shape of a rectangular prism is 20 meter long, 10 meter wide and 5 meter deep. How much water can it hold?

Volume = _____

Counting Cubes - Rectangular Prism


Count the cubes and find the volume of each rectangular prism.

 = 1 cm³



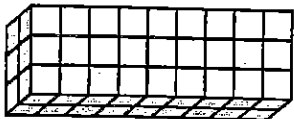
1)

Volume = _____



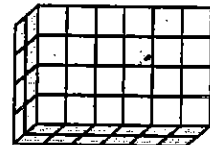
2)

Volume = _____



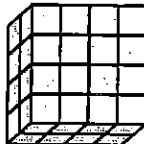
3)

Volume = _____



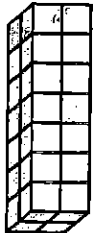
4)

Volume = _____




5)

Volume = _____



6)

Volume = _____




7)

Volume = _____



8)

Volume = _____



9)

Volume = _____

Name: _____

Score: _____

ES1

Fish in a Tree Chap. 19-21 questions

1. What do you think is the best route for Alert to take with his bullying problem?
2. When someone is trying to "get a rise out of you" like Shay does with Ally, how do you respond? Is ignoring someone like At's mom advises or walking away like Mr. Daniels suggests easy or difficult?
3. What do you believe was Ally's wish? What wish would you make with the butterfly?

Fish in a Tree Chap. 22-24 questions

1. How has friendship between Ally and Albert grown up to this point?
2. What does Ally mean when she says "If I were a coin, I'd be a wooden nickel?"
3. How has Ally been lucky all along but didn't see it?

Fish in a Tree Chap. 25-30 questions

1. What do you think about the reasoning behind the poetry award? Was it worth it?
2. Think about what Keisha says: "I'm only different to people who see with the wrong eyes."
3. What is Ally's overall attitude regarding herself and self-worth throughout the book? Look at the last line in most of the chapters for clues.
4. Why do you think Ally gets headaches while reading and the words on the page seem to move? Why does Mr. Daniels ask her to join his chess club?
5. Look up the word dyslexia and tell someone at home the definition in your own words. What is the importance of the analogy of a fish climbing a tree?
6. Why do you think Ally is good at chess?